

Fund Facts

Launch date:
11 October 2006

Funds under management:
£144m

Portfolio Manager:
Lee Freeman-Shor

Benchmark:
FTSE All Share

IMA sector:
UK All Companies

Base currency:
GBP

Additional currencies:
N/A

Minimum investment:
£1000 Lump sum/ £50 monthly
regular investment

Type of share:
Accumulation

Initial charge:
5.00%

Annual management charge:
1.50%

Total expense ratio:
2.37%

ISA eligibility:
Yes

Fund of Funds:
No

Valuation point:
Daily 12 Noon UK time

SEDOL:
B1FD3V2

ISIN:
GB00B1FD3V21

MEXID:
SNUKBI

Bloomberg
SDUKBST LN

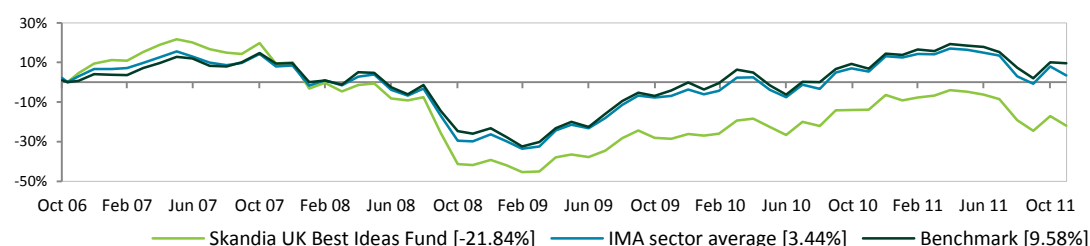
Contact details:
www.skandiainvestmentgroup.com
enquiries@skandiainvestmentgroup.com
+44 (0)23 8072 9835
(Calls may be monitored and recorded).

Skandia UK Best Ideas Fund™

Fund objective

The Fund aims to provide long-term *total return* from capital growth and income through investment in UK securities.

Performance since launch



Percentage growth year by year to month end

1 year to 30/11/2011	1 year to 30/11/2010	1 year to 30/11/2009	1 year to 30/11/2008	1 year to 30/11/2007
-9.24%	20.48%	22.90%	-46.84%	4.69%

Percentage growth since launch

	3 months	6 months	1 year	3 years	5 years	10 years	Since launch
Skandia UK Best Ideas Fund™	-3.39%	-17.92%	-9.24%	34.39%	-25.21%	N/A	-21.84%
IMA sector average	0.43%	-11.12%	-1.88%	47.41%	0.39%	N/A	3.44%
Quartile rank	4	4	4	4	4	N/A	4
Benchmark	2.11%	-7.44%	2.57%	47.89%	8.78%	N/A	9.58%

Past performance does not indicate future performance.

The current daily share price can be found on our website at www.skandiainvestmentgroup.com/funds/fundinformation.asp.

Source: Factset. Percentage growth is calculated on a single pricing basis with net income reinvested into the Fund. Sector average refers to the IMA UK All Companies sector.

Manager allocation



- Old Mutual 16.66%
- Schroders 16.66%
- BlackRock 16.66%
- F&C 16.70%
- Liontrust 16.66%
- Kames Capital 16.66%

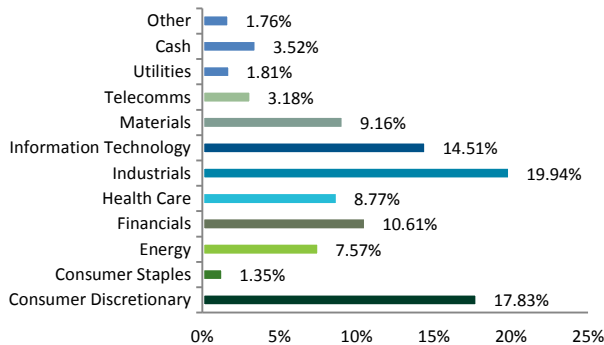
Top ten holdings

Holding	Percentage
GlaxoSmithKline PLC	7.00%
Aveva Group PLC	3.93%
Aggreko PLC	3.79%
Xstrata PLC	3.49%
BG Group PLC	3.05%
Royal Bank of Scotland Group Plc	2.24%
Spirax-Sarco Engineering PLC	2.24%
Rolls-Royce Holdings PLC	2.20%
British Sky Broadcasting Group PLC	2.15%
Sage Group PLC	2.04%

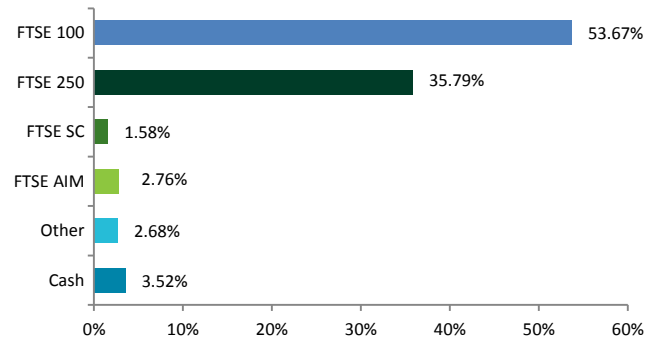
All data as at 30 November 2011
(unless otherwise stated)

Please note due to rounding of figures they may not add up to 100%

Sector breakdown



Market capitalisation



Glossary

Derivatives

Derivatives are contracts between two or more parties whose value is derived from a related asset. The most common related assets include shares, fixed interest securities, commodities, currencies, interest rates and market indices. Derivatives can be used for speculative purposes but in investment funds they are generally used to reduce risk.

Quartile

A statistical term which in this context describes the performance of an investment fund relative to other investment funds in a group or sector. Each quartile contains 25% of the funds based upon the performance of each fund and how it compares to other funds in the group. The funds are ordered by performance with the top performing 25% of funds making up the 1st quartile and the worst performing 25% of funds making up the 4th quartile.

Total return

When measuring performance, the actual rate of return of an investment or a pool of investments over a given evaluation period. Total return includes interest, capital gains, dividends and distributions realised over a given period of time.

Important information

While Factset and Skandia Investment Group have used all reasonable endeavours to ensure the accuracy of the information contained in this factsheet, neither accept any liability in respect of the investment decisions of investors nor any loss arising from such decisions.

The underlying managers are given a high degree of freedom to pursue their best stock ideas, so the Fund is likely to perform very differently from traditional funds. The value of investments and any income from them can fall as well as rise as a result of market and currency fluctuations and you may not get back the amount originally invested.

Where the Fund invests in securities designated in a different currency to the Fund, the value of the Fund may rise and fall purely as a result of exchange rate fluctuations.

If the Fund has a high proportion of cash when markets are rising, the investment return could be less than if it were fully invested in securities.

At times, the Fund may be heavily invested in smaller companies, which may carry a higher degree of risk and be more difficult to sell than larger companies.

Funds that invest in a particular region or market sector may be more risky than funds that invest in a number of regions or sectors. For this reason you should consider your degree of exposure to this Fund in the context of all your investments.

You should be aware that the use by the Fund of derivatives for the purpose of efficient portfolio management exposes the Fund to the risk that the provider of the derivative becomes insolvent while it owes money to the Fund.

All data as at 30 November 2011
(unless otherwise stated)

A Member of the  OLD MUTUAL Group

Skandia Investment Group is a trading name of Skandia Investment Management Limited. Skandia Investment Management Limited is authorised and regulated by the Financial Services Authority, FSA Registered Number 208543. Registered in England and Wales. Registered Number: 4227837. Registered office: Skandia House, Portland Terrace, Southampton, SO14 7EJ.

The Authorised Corporate Director for the Skandia UK Best Ideas Fund™ is Skandia Investment Management Limited (SIML). Copies of the full prospectus, simplified prospectus, annual and semi-annual reports are available free of charge from SIML.
www.skandiainvestmentgroup.com

December 2011